



DODGE Turbo Diesel Truck ('94-'09)



Step 1:

Align the Condensor Guard between the driver and passenger side condenser mounting brackets. Make sure the lip is at the top as shown.



Step 2:

Slide the Condensor Guard down with the lip going between the condenser and intercooler.

Continued on Next Page ►




If you need more assistance, we are only a phone call away.

(770) 886-2500

Monday-Friday
8:00am-7:00pm EST


GENO'S GARAGE, INC.
1150 Samples Industrial Drive
Cumming, Georgia 30041

Installation: Condensor Guard



Step 3:

Check the alignment of the Condensor Guard to the mounting brackets. The Condensor Guard fits between the mounting brackets and there should not be any overlap of the Condensor Guard over these brackets.



Step 4:

Using the provided zip ties, secure the bottom of the Condensor Guard to the condenser by sliding the zip tie through the condenser fins and the Condensor Guard as shown. The Condensor Guard is secured at both bottom corners. Do not use excessive force to pull the zip ties tight so that you do not damage the fins on the condenser.