GENO'S GARAGE
www.genosgarage.com

Installation: Ram 1500 EcoDiesel Block Heater Cord

UNDERHOOD

No doubt, when you discovered that your Ram 1500 EcoDiesel truck did not have a block heater you were not pleased; pessimism prevails.

Wait, optimism overcomes – the truck's engine *does* have a block heater. However, where is the block heater located and how do you plug the cord in?

The block heater is located on the passenger side of the engine. However, to access the block heater you're going to have to crawl underneath the truck. Here's a tip: drive the truck over a curb which will give you more room to maneuver.

You'll want to position your body slightly behind the front suspension crossmember.



3a

Look up and you'll see the passenger side exhaust manifold heat shield. The block heater element is in the center, directly above the suspension cross-member. For clarity, picture 3a shows the heater cable already plugged in.

If you need more assistance, we are only a phone call away.
(770) 886-2500
Monday–Friday
8:30am–5:30pm EST

GENO'S GARAGE, INC.
1150 Samples Industrial Drive
Cumming, Georgia 30041


3b

Picture 3b is a close-up photo showing you that the block heater comes from the factory with a little red cap. **Do not remove the red dust cap just yet!**

4a

Crawl out from underneath the truck.

Now that you've located the block heater's location, it is time to route your cord to the block heater. Pre-planning is necessary as it is easier to route the cord back to the heater element than it is to plug in and then route to the outside.


4b

4c

Choose a place where it will be easy to access the male three-prong connector. In picture 4a we located the male connector by the tow hook. In picture 4b we took a knife and whittled away some of the plastic and eliminated the ground prong so that it would fit into a grille slot shown in picture 4c. Placement of the connector is yours to choose.

Route the block heater cord over the crossmember and back to the block heater element. Use plastic zip ties along the route to keep the cord away from heat and moving suspension parts.

Installation: Ram 1500 EcoDiesel Block Heater Cord



Return to lay underneath the truck.

We found that the best access to the heater element was to straddle the crossmember with your arm and to use the left hand to install the block heater cord.

Remove the red dust cap from the block heater shown in picture 5a. Note the orientation of the cap as shown in picture 5b. You will want to hold the heater cord in the same direction as shown in picture 5c.

Plug the cord in, fasten the final tie wraps and you are done!